

# Tower Talk

The newsletter for ringers using  **Learning the Ropes™**

Association of Ringing Teachers / Learning the Ropes – [www.learningtheropes.org](http://www.learningtheropes.org)

## Number 27 – November 2023

**Editor** Ruth Suggett

[towertalk@learningtheropes.org](mailto:towertalk@learningtheropes.org)

### In this issue:

New Ringers – What Can YOU Offer? . . . . .	2, 3
Meet Jemma . . . . .	4
Puzzle Corner – Ringing Islands Crossword . . .	5
Our Gang of Young Ringers . . . . .	6, 7
Holiday Opportunities . . . . .	7
What Was I Thinking? . . . . .	8
Could I Be a Teacher? . . . . .	9
University Ringing . . . . .	10, 11
Zero to Hero . . . . .	12
Looking at the Big Picture . . . . .	13
A North American Trip . . . . .	14, 15
A Ringer by Chance . . . . .	16
The Three Events Challenge . . . . .	17
Say Thank You! . . . . .	18
Call some call changes? Me? . . . . .	19, 20
Solutions and Statistics . . . . .	21

We are all pretty friendly in ringing and form all sorts of friendships and groups depending on where we live, our free time and what we want to achieve, but everything always works better with a good leader. It could be an amazing Tower Captain, or maybe an energetic person who somehow makes things happen, and who is always ready to say yes – but they can rarely achieve anything alone and they need the support of everyone.

In this edition, we have stories about how new ringers have stepped up and got involved, either taking on roles in the local ringing Association, their own tower or else organising events themselves, like the St Merryn ringers, pictured left, who entered their local carnival with an imaginative float and ended up with a silver cup for Best Overall Entry!

Initiatives like this build your team, and any extra practices you can organise or support not only give you more enjoyment and experience, but make you a more versatile ringer, and one who can make a real contribution to ringing and be a support to the leaders.

And talking of leaders we are excited to hear from Tina Stoecklin, the newly elected President of the Central Council of Church Bell Ringers, who introduces herself and the wider world of ringing.

It's ART Awards time, too, so if any of these stories make you think you could nominate someone, why not take a look at the ART Awards web page:

<https://bellringing.org/art-awards-2024/>

It's a great way of spreading the word about some of the great things which are happening, and of course, of saying 'thank you'.



# New Ringers - What Can YOU Offer?

Mary Hooper, Frome, Somerset

New ringers - you are starting out on the ride of your life, starting a new skill with a proud and important heritage, with an indefinite amount of learning, concentration and fun in store. We can all play our part - I am sure you will have found out that ringing is for everyone, young and old, career ringers (is there such a thing?) and those happy to ring for their local community (count me in the latter group!) What can you offer? Here's my story...

About two years ago I was asked by my composer friend, Helen Ottaway, to help her with a project based around bells. As my daughter's piano teacher, she knew I was a bellringer and wanted my advice. I heard no more for about a year, then she contacted me again to say that she had funding from the Heritage Lottery Fund and would I like to be her bellringing consultant?

I balked at the title of 'consultant' but was happy to be a 'co-ordinator'. Since Helen's initial contact I had become Tower Captain of my local band who ring in three churches, and, as such, was able to 'open doors' for the project.

We bandied around many ideas. We needed to provide bellringing-related activities of interest for both ringers and non-ringers alike for a full ten days of the Frome Festival, a local festival which has gained a national reputation for the calibre and variety of its activities and performances.

This year's theme was 'Bells in the Frome Area' with special reference to the Cockey family - a bell foundry based in Frome in the mid-eighteenth century.

A delve into Dove showed us there were Cockey bells in dozens of local churches, so we spent a few beautiful sunny mornings running around the area raising, ringing, and lowering the 'Cockey' bells one at a time whilst being videoed and recorded by Helen's company Artmusic. The sound recordings were entered into a computer and used to create a virtual carillon that played across the town centre (between 9am and 6pm) every day of the Frome Festival.

Workshops were arranged using handbells to create new tunes for the carillon; handbells were again used for a listening and rhythm workshop, and local ringing teachers brought their dumbbell, linked to a simulator for those who wanted to have a taste of church bellringing.

The Charmborough Ring spent an afternoon in a local park, where over 250 people were able to try out or listen to the bells. People of all ages were fascinated, many never having seen the machinations of bellringing before, and several new recruits were picked up along the way too!

Walks and talks were held on a bellringing theme, including a review of 'The Nine Taylors' by Dorothy L. Sayers and other books with bell themes on the local Frome FM book club, by one of my bellringers - a retired journalist. A new method was composed especially for the Festival - Frome Treble Place Major. A quarter peal is still pending, but we WILL get there!



*'Have a go' sessions on the Charmborough Ring*

We are lucky enough to have acclaimed bell engineer Matthew Higby in our area, so tours and talks of his workshop were very successful. Ringing practices and service ringing in nearby churches were advertised locally and online so people could listen out or attend, and I organised a Tower Open Day with eight towers taking part, and one tower organised cream teas alongside an architectural talk. Needless to say, that tower was very popular!

The culmination of the project was a concert featuring a new composition for church bells and local musicians by Helen: 'Full Circle'. It had been hoped to livestream the bells, but technical challenges proved just too much in a rural area, so we opted to have them recorded in one of my local towers - just rounds and call changes into Queens - nothing too complicated, so all were able to take part. There was also handbell ringing and a talk on ringing featuring audience participation in a 'walk-through performance' of Plain Bob Minimus.

Looking to the future, we now have new ringers, a new handbell team and a 'free to download' ringtone of the Frome Virtual Carillon and other bell themes which can be found at

<https://www.zedge.net/profile/4d31b2ff-bb76-4f60-89d0-67eb89d76533>

There are also talks to include several of the activities in future Frome Festivals.

Part of my role as bellringing co-ordinator was to facilitate these ideas, spread the word online in specialist ringing sites, such as local ringing Facebook pages. All this started with one phone call. I can't claim it was my idea, or to have organised all of it, but without a large team behind us, none of this would have been possible. I feel truly proud to have been involved in such an amazing project. My transferable skills as a music teacher, Tower Captain, cake and tea-maker, washer-upper, cheeky question asker have proved invaluable, and I have also gained new skills: persistence, diplomacy, photography, writing, advocacy and more.

**What transferable skills have YOU got which could help promote ringing in YOUR area?**

Remember, 'it takes a village to raise a child', so make a noise (or a cake!) and ring out those bells in as many ways as you can.

'Ring Out' was created and produced by Rook Lane Arts Trust and Artmusic for Frome Festival 2023. For more information visit

[www.fromefestival.co.uk/ringout](http://www.fromefestival.co.uk/ringout)

or

<https://www.rooklanearts.org.uk/ringout/>

Thanks also to the National Lottery Heritage Fund, Frome Town Council, Frome Society for Local Study and many other individuals.



*The Festival ringing team with the Mayor of Frome*

# Meet Jemma

Hayley Young and Jemma Hoare, Truro, Cornwall



**The Truro Diocesan Guild is excited to introduce its new Education Officer, Jemma Hoare.**

**Hayley Young sat down for a chat to find out more about her. Here's what she had to say...**



I'm Jemma Hoare. I'm a member of Truro Cathedral and I also ring regularly at Kenwyn. I first learnt to ring aged about 9 at Selborne in Hampshire. A couple of friends and I had just finished choir practice and we had taken an interest in the bellropes hooked up on the spider - we couldn't figure out how the bells could be rung. When the late David Hughes arrived to run the practice, the mystery was solved and we were introduced to many of the other mysteries of bellringing. I went on to become Vice Tower Captain at Selborne and Ringing Master of the Alton and Petersfield District of the Winchester and Portsmouth Diocesan Guild.

When I was learning to ring, I always looked up to Roger Barber, not only because he was one of my teachers but because he is so extremely skilled on the end of a bell rope. It is a great luxury to have a great ringer and a great teacher. I am fortunate to still be able to ring with him on occasion, and it's always a pleasure - and Julia Cater most certainly inspired my desire and enjoyment to ring bigger bells when I was younger, and I still enjoy this challenge now. I am lucky to have an extremely supportive Tower Captain in Hayley Young, who has opened up a lot of opportunities for me.



*Jemma Hoare, the new Education Officer for the Truro Diocesan Guild*

I was not an active ringer for several years between 2003 and 2017. When I relocated to Cornwall I rang sporadically until I returned to regular ringing in 2022, becoming a Guild Member in 2023. Bellringing really is like riding a bike - and one that I feel very fortunate to have been pulled back onto! Learning is certainly much more difficult now I am a little older and have two young children keeping me busy!



*Truro Cathedral bells*

I've taught several people to ring over the years, and what I remember is that each person will require it done in a slightly different way to the next. There is no 'one size fits all'. When something doesn't work one way, you may have to think outside the box and rely on fellow tutors to help you come up with a solution. When I think about my achievements in ringing, the biggest one is teaching others. Without passing on our knowledge, the art of bellringing will not survive. Guiding others to be the best they possibly can is so rewarding and there's no better feeling than seeing someone who's worked really hard get something right!

Some of my best memories of ringing are of all the fun and laughter we had, along with plenty of cake, the great feeling of taking part in a well struck piece of ringing and of course the pub. In my role as Education Officer for the Truro Diocesan Guild of Ringer (TDGR), I hope I can bring all that to our ringing as I really do believe that if people are having fun, we are far more likely to retain them. Consider - if you don't enjoy doing something, why would you continue to do so? The TDGR and its members will I hope support my future drives in education, both for those new to ringing and those who would like to progress further for the benefit of themselves and their tower.

**We must recruit and retain for the future of our art.**



# Puzzle Corner

Rose Nightingale and Denise Tremain, ART Administrators



## ACROSS

5. A cathedral ring with ten bells on this West Canadian island.
6. A ringing centre and a 12-bell tower make this small Channel Island worth a visit.
7. Ynys Mon - a large castle and church here.
10. Second largest Channel Island - there are four ringable towers here.
11. You can visit two rings of bells on this southern isle - just watch out for devils!

**Solution on page 21**

## DOWN

1. There are three towers hung for ringing on this Kent island.
2. These Fortunate Isles have a ring of eight bells.
3. Dorset Isle with scouting connection and a light ring of eight bells.
4. An island city state, St Andrew's Cathedral boasts 12 bells here.
8. Not a true island, but the perfect city tower for man's best friend
9. You could send a postcard from St Helen's, a ten, with a puffin on the stamp!
12. A ring of 12 on this mountainous, high speed island.

# Our Gang of Young Ringers

Rachel Bagley and Diane Awkati, Worcester Cathedral

## ***Diane Awkati is the Worcester Cathedral Young Ringers Lead***

In March, the Worcester Cathedral Young Ringers were delighted to have been Highly Commended for the Sarah Beacham Youth Group Award, which is one of several awards made annually by the Association of Ringing Teachers, ART, which also runs the Learning the Ropes scheme. In their submission for the award, the WCYR said:

The group is very lucky to have the use of St Martin's in the Cornmarket in Worcester every Saturday morning. They are perfect bells for the youngsters and this is a key factor. They are also given the chance to ring at Worcester Cathedral once a month and have been specifically asked to ring as a group for Evensong service several times a year. This is quite an honour on these challenging bells, and several of them have been able to ring round the back end, including the tenor.

The standard of ringing at a typical practice session varies between rounds and call changes (on 6/8/10 bells as necessary) right up to Cambridge Minor. There have been many notable 'firsts' over the years, from just ringing unaided for the first time up, to calling extents of doubles or touches of minor. They support, praise and encourage each other and a number of them have now rung many quarter peals and even some peals with support from other experienced ringers.

The ART award scheme values enthusiasm for promoting youth ringing. The group's entry resulted in some prize money which, after discussion, was used to buy team hoodies, each person choosing their own colour. They already have team T-shirts which they wear for competing in the Ringing World National Youth Contest. Although they have taken part in this competition for several years, they have never won, but they love taking part in the most successful youth event that there is and their intention is to do their best and have fun - which they do!

While trooping around York at this year's competition, Rachel chatted to the team members to find out why they enjoy ringing in their youth team - here's what they said:



*The Worcester Cathedral Young Ringers*

Thank you to ART for giving us this money! We will definitely promote youth ringing whenever we can! We are a great team who all love ringing and want to give more people the opportunity to enjoy what we do. We want to share with others why we enjoy ringing in our youth team; we have all contributed to this article.

### **Lizzy:**

I like the community that has been built up with the Worcester team because there's a lot of people that enjoy ringing whom you can have a good conversation with.

### **Hattie:**

I like the social aspects of our youth team and how there's always someone who is at the same level as you. We all get along very well. We always have a laugh and enjoy ourselves.

### **Kelise:**

Everyone supports each other, and this develops our ringing better. We all listen to each other and give each other the best chances we can.

**Hattie:**

I like the sense of community that we have and always enjoy ringing with the team. Everyone makes a valuable contribution to the team no matter their ability.

**Sam:**

Everything about this team makes me so happy and it's a pleasure to be part of the team!

**Rachel:**

We support each other in ringing and beyond. We are a very social team who enjoy spending time with each other.

**Lily:**

I enjoy the humans that I can be friends with and I love learning new methods and calling call-changes.

**Tom:**

Everyone is lovely and it is a nice group of people to ring with.

**Christopher:**

Makes me get out of bed – but I enjoy coming anyway and like the team.

And finally, Diane says:

I echo all they have said above, they are a super group: completely considerate and supportive, thrilled to see each other succeed and achieve and have a lot of fun. How lucky am I to be part of all this!

## Holiday Opportunities

Ian Turner, Inverness




I originally wrote for Tower Talk back in April 2017 when I had been ringing for only 6 months. My home tower back then was Tulloch in the Highlands of Scotland, and I now mainly ring at Inverness, having moved house last year. Both towers are two hours' drive from the next closest one, so over 95% of my ringing has been done in these two locations and I had only managed to ring in about 25 towers in total up to the start of this year. However, attending the Hereford



and North West ringing courses this year has added 50% to this number and given me much needed experience on different types or rings, weights of bells and length of draught.

Over the years, to try to get a more varied ringing experience, I have taken various opportunities to ring whilst on holiday. The most memorable of which was in Vancouver, British Columbia. My daughter lived there for 5 years and when visiting her in 2019, my wife and I were very lucky to discover that our trip coincided with the annual weekend visit from the Seattle ringers, so tower sessions were available Saturday and Sunday. We chose to ring on both the Saturday morning and afternoon, shared a communal lunch with everyone and then joined them all for a very well organised dinner in the evening at Vancouver Lawn Tennis Club, including speeches, handbell ringing and awards. The locals didn't mind that we had only been ringing for a couple of years. They made us very welcome and gave us plenty of opportunities to practise and socialise with like-minded folk. Since then we've even managed to meet up in Scotland to ring with one of the people we originally met in Canada!





*Holy Rosary Cathedral, Vancouver and (above) the North West and Hereford logos*

# What Was I Thinking?

Mary Jones, Reedham, Norfolk

When I learned to ring, I was very surprised to be told that once I could handle safely, I would be welcome in most ringing rooms across the world. In March 2019, scarcely a year after I signed up as a Ringing Remembers recruit, I put the theory to the test and decided to ring whilst on a weekend in Edinburgh. You can tell how green I was in that I chose St Mary's Cathedral. Until their post-millennium augmentation, they were the heaviest ring of 10 in the world. What was I thinking? I ring only on six, and the tenor at my home tower is a modest 6 cwt (and even that still alarmed me). However, I dashed off an email to the tower captain and the splendidly named Mrs Bells invited me to ring before Sunday service. We arranged to meet in the cathedral car park at 9.40 am.



*"That's right - just walk along there!"*

I arrived at the agreed time and immediately spotted the ringers: the ones with the box of chocolates! Introductions over, we started to climb the stairs. At the top was the normal little door, not quite so gnome-like as the medieval variety that I am used to - after all the cathedral was designed and built by George Gilbert Scott in the 1870s. We pushed open the door and I expected a ringing chamber. But no! There was a roof and it was clear that would-be ringers must walk across this roof, mount some steps which were

more ladder than staircase, to access another spire. They had got to be joking.

"Are you alright with heights?" my guide asked breezily. "Well, actually, no". I neither do heights nor heavy bells. My legs turned to jelly and my heart flipped into over-drive. I was about to walk along what was effectively a gutter, and then negotiate some steps up towards the ridge of some roof tiles, in order to ring some bells that I was fairly sure would be far outside my comfort zone. Naturally, everything was safe - there was a sturdy hand-rail - but that was not the point. A fear of heights is not a rational thing - it is a phobia and bears no relation to the actual danger posed.

I had got this far, so I screwed up my courage and negotiated the roof, looking neither left nor right, but with my eyes fixed on the door ahead. For you to understand what a feat of heroics that was, when I briefly lived on the 13th floor of an apartment block in Washington DC, I was so scared that I could not only not venture out onto our balcony - I could not get within 5 or 6 feet of the window. By the time that I had made it to the actual ringing room, my doubts about the bells were a secondary consideration. All I could think was, how will I get back to solid ground at the end of ringing?

Mr Bell (there was a Mr Bell also) encouraged me to have a little try and promised me a chocolate and a chance to sign the visitor book. I was directed to the number 3 bell, appropriately named 'Humility'. I was thankful that 'Holy Fear' was not chosen for me. I rang some rounds with the band, stood the bell when expected to and avoided hitting the stay, so all in all not too bad. I did receive a little advice to pull all the way through (now where had I heard that before?) and not to point my thumbs down too early as the ropes were long and would bow out in front given the chance. Later, Mr Bell invited me for a second go and perhaps a few call changes, but I felt it wise to quit while ahead. After all, I needed to conserve some energy to make it back across that roof. I had earned my chocolate and grabbed a tower, a cathedral no less.

As a first trip out on my own, Edinburgh Cathedral was probably over-ambitious, but ringers are remarkably generous. Most welcome visitors, will assign someone to stand by you to make sure that you and their bells are safe, and once you have proved basic competence, let you join their band, adjusting downwards to accommodate any inexperience.

My advice to newbies is, get out there and give it a try, but if you are scared of heights, perhaps check on the access first.



# Could I Be a Teacher?

Laura Parker, Upper Sheringham, Norfolk

Being new to bellringing, it never crossed my mind that I could teach anyone how to handle a bell and ring independently, so when an ART bellhandling teaching course was coming to my home tower, I never considered it. But after a conversation with my Tower Captain and another local ART teacher, it dawned on me that this was something that I could do. I didn't think twice and signed up.

The day of the course came round, and it was full on - meeting teachers, getting hands on and learning an abundance of skills. There was so much information which was structured so well that even I, having just one year of ringing experience under my belt, was able to take it all on board.

After the course, I managed to find myself a learner, Shaun. Shaun is a personal friend so I had already talked the ears off him about ringing; he was happy to have a go and see what all the fuss was about. Being a new learner myself, I felt the added bonus of it all being very fresh in my mind. I was sure Shaun would experience many of the feelings I had just a short while ago. I was apprehensive, but with my mentor's support, the books I had been given on the course and ART's online toolbox, I set about teaching. My teachers helped me iron out all the small details that gave me the confidence I needed to get the best for Shaun - for example, they helped demonstrate certain things and gave lots of tips and encouragement.

I cannot explain in words how teaching makes you feel inside. Watching my learner progress to ring alone was awesome. I was super proud not only of my learner but also myself. Now he has achieved his Level 2 and is starting out on plain hunting. Not only did I manage to teach a learner on a one-on-one basis, but I now help with new and existing ringers in my home tower and while I'm out and about at other towers. I've had a simulator installed at home - yes, I really am one of those 'hooked on bellringing' people - and this has helped me teach basic ringing skills from home.

I also got on board with the '50 Ringing Things' challenge which really helped broaden my experience of different aspects of ringing. I encouraged my learner to sign up as well because it's full of great challenges which give you the confidence to get out there and push your boundaries as a new ringer. I have just completed my Gold Plus award, but along the way my personal favourites were ringing at lots of different towers and different size bells, helping to fit muffles and a visit to the Loughborough Bell Foundry where I was lucky enough to see three bells being cast.

I cannot stress enough how amazing the journey of teaching has been for me. Did I ever in a million years think that I would in twenty months become a bellringing and accredited ART trained teacher? Absolutely not.

Bellringing really is a massive part of my life now. It has been the most incredible journey, and one that I never see coming to an end

Now I hope to continue learning new teaching skills by signing up for more ART courses - I cannot wait!



*Laura with Shaun receiving his Level One certificate*

# University Ringing


**ART now offers a Freshers' Fair package to university ringing societies, including the provision of free logbooks, funding for a dumbbell or mini-ring at the university Freshers' Fair and a free ART day course. The aim is to encourage young people to start ringing, and more experienced ringers to get involved in teaching ringing in the unique environment of a university society. We asked societies for some brief reports of their activities.**

## Cambridge University Guild of Change Ringers

The CU Freshers' Fair was a massive success for the CUGCR, with over 100 new sign-ups, including a surprising number of existing ringers who were now starting university. Many people came to have a go on the Charmborough ring, a portable mobile belfry, which we found useful to give a taster of future sessions and introduce the basics.

Our have-a-go sessions at a tower in the city were also nearly fully booked with around 50 learners over the two days. The majority made quick progress on both strokes, and all were able to ring plain hunt on handbells (with some guidance) by the end of the session. A few made exceptional progress, nearly able to put both strokes together by themselves after just half an hour on the bells.

We were able to give more focused lessons at the weekly sessions, starting the ringers on two handbells and building confidence with tower bell handling. These sessions are also fully subscribed, with 6-12 sign-ups per practice depending on the tower. So it's all looking very positive in Cambridge and the new teachers will be kept busy.



*Good use being made of the Charmborough Ring at the Cambridge University Freshers' Fair*

## University of London Society of Change Ringers

The ULSCR have got off to a brilliant start with an intake of six new ringers this term! There is a broad diversity amongst them – from where they go to university, what stage of ringing they are at, and also a good mix of female and male ringers. This has allowed us to ring major on most nights whilst also supporting those not quite at that stage with rapid progression in their abilities. It is great to see so many enthusiastic new ringers – certainly enough to replace those who will graduate in the coming year.

We also attended both days of the Queen Mary Freshers' Fair in September. With so many different locations and colleges in the London area, the problems the ULSCR have in gaining access to individual university fresher events are well-chronicled (or just ask any UL member about it!) But we are thankful to our friends at Queen Mary for their generosity. The event resulted in a number of conversations being held with students regarding the art of bellringing, and consequently a handful of sign-ups to come along to see the real thing.

One of the students we are currently teaching to ring is Sarah, an Australian exchange student from Melbourne studying music at King's College London for the autumn term. After a handful of our ringers undertook the ART course earlier in the year, we have a sufficient number of teachers to help Sarah learn to handle a bell. She has already rung both strokes on her own and backstrokes in rounds. We hope that she will be ringing rounds with us by Christmas!



*The University of London team ready to welcome new ringers*

## Bangor Student Society of Change Ringers

At Serendipity 2023, BSSCR began its new academic year recruitment with a stall at Undeb's (the student union) Freshers' Fair. Staffed exclusively on both days by student ringers, the BSSCR engaged with dozens of new students about the fun of bellringing, and what ringing opportunities there are available around Bangor University. From the dozens of people that we spoke to, we met four existing ringers, and many more who had never heard of change ringing before, but who were interested to find out more.

At our first student practices of the academic year at St Tegai's, Llandegai, we were joined by two new recruits, one an existing ringer and one who'd never rung before. At these practices we rang a broad range of methods: from first attempts at touches of Plain Bob Doubles to Bangor Surprise Minor. We were surprised that the existing ringers we had met at Serendipity did not engage with us. We hope we may see these faces again in future years – perhaps when they have better settled into university life. However, we were thrilled to have two new recruits join us and we are looking forward to an enjoyable, successful and ringing-packed academic year!

## Lincoln University Society of Bell Ringers

LUSBR had a stall at the University's Societies Fayre on 19 September. We exhibited components of a bell (namely a stay, a pair of broken stays, a slider, a rope, clappers), a copy of the Ringing World, and a copy of the Teachers' Guide to Learning the Ropes, as well as the Discover Bell Ringing book, and one each of the LrR Progress Logbooks and the LrR Advanced Call Changes Logbook. We also had a Wombel simulator though the venue was too loud for the ringing sound on Abel.

(The Wombel was designed as a high quality, portable, lightweight framework which can be easily carried around on car roof bars and, together with a Saxilby Simulator unit, taken to schools and fairs in order to raise the profile of ringing by allowing an initial hands-on experience. The attention to detail in the Wombel's design and construction is immediately evident. The main wheel unit fits snugly into an estate car and the three large sections of support framework, together with four long bracing struts, are easily lifted onto a roof rack. The small top platform, a pair of bell-shaped weights, two computer shelves and a box of fittings complete the load.)

Nine students registered an interest on the day, and five more afterwards, as well as a new student who is already an experienced ringer. The Wombel attracted most interest as it was the tallest structure in the venue and was in constant use. We ended up getting publicity through the university mascot giving the Wombel a go, which garnered attention within the university and amongst Instagram's ringing community.

Come the taster sessions, six turned up. We introduced ourselves and the Society, gave a talk on the bells, and took people up to see them. Only two were newcomers, with the others already Society members or existing ringers making themselves known to us. For this reason, we fixed an additional taster session aimed solely at newcomers. This time, six more turned up but this time four first-time learners were in attendance. This practice went exceptionally well, with one learner even able to do handstrokes unaided by the end of it.

Our new learners will be signed up to the Learning the Ropes scheme and were all given LrR logbooks. We aim for year-long retention of our new ringers, and hope to collaborate with other ringers and make sure we have plenty of non-ringing social events to build friendship and a sense of community. We are also introducing a 'two weeks free' referral scheme, in which members can bring a non-ringing friend to learners' practices, with membership of the Society not being required for the first two sessions of attendance. We aim to push this hard to ensure we get good numbers attending practices.



*The Bangor Team at Serendipity 2023*

# Zero to Hero

Georgina Bennett, St Merryn, Cornwall

I'm extremely fortunate to live in a wonderful village called St Merryn, located on the North Coast of Cornwall between Padstow and Newquay. St Merryn is known as 'Seven Bays' because we have seven beautiful golden sandy beaches within our Parish. My family has lived in the Parish of St Merryn for many generations. Our family tree has been traced back to the 1600s, so my family's roots here are deep!

I did not set out on this journey with the intention of becoming Tower Captain. My dad and I had a friend who had been ringing for a few years, but the numbers of regular ringers had dwindled to just three, which was a shame because the St Merryn Tower has six wonderful bells! (*The best in our benefice, in my opinion!*) So, in the spring of 2022 we thought we'd go along and have a go. Our Learning the Ropes journey was not an easy ride, as there were three seasoned ringers and two newcomers. They taught us what they could in terms of raising and lowering the bells and ringing in rounds.

A big turn-around in St Merryn tower followed. A new group of officers were elected, including myself as Tower Captain. We all very much enjoy the ringing, have created a wonderful atmosphere, and are now learning call changes, which I am also learning to call.

We have opened the doors between our bell tower and the church to enable the congregation to watch us ring, which has united the links between church and tower. This summer we have welcomed visiting ringers whilst they are holidaying in the area and we welcomed the Wadebridge Young Farmers Club for an evening of ringing, which was very well attended. Over the August bank holiday weekend, we held a flower festival in the church where towers from the surrounding area came and took turns ringing to entertain visitors.

We are extremely lucky to have an ART Accredited Teacher, Brian Wood, who has been very supportive. Once we had learnt to ring, Brian played a vital role in improving our technique and training me in health and safety issues, to ensure everyone rings in a safe way and how I must react in an emergency.



*The band and their carnival float*



*The church of St Merryn*

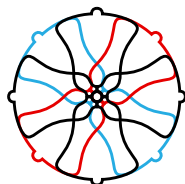
In August, we entered a float in the Village Carnival. It was created by the ringers to represent our bell tower. We all dressed up in costumes and our Steeple Keeper dressed up as Quasimodo and was in full character all evening! To add a bit of history we borrowed the original stocks from the church, dated 1788. We even had a recording of our bells ringing which we played throughout the parade.

We won Best Overall entry and were presented with a Silver Cup, which is on display in the church.

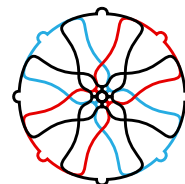
I look forward to improving my own skills within the tower, all while encouraging new people to learn bell ringing and keep the tradition going strong!

# Looking at the Big Picture

Tina Stoecklin, Glasgow



***Tina Stoecklin has just been elected as President of the Central Council of Church Bellringers. Here, she introduces the Council, and a few of the many services that any ringer can use.***



I learned to ring in Kalamazoo, Michigan, which was a long way from other towers, and unbelievably remote from all the ringing that happens here in the UK. The key publication for us was *The Clapper*, the newsletter for the North American Guild of Change Ringers. I didn't know about The Ringing World or the Central Council, and ART and Learning the Ropes didn't exist then. Why should I have known? It was all very remote to me, doubly so because I was an American ringer. Or so I thought.

It took quite a few years for it to sink in that some of these ringing institutions are still remote to many ringers no matter where they learned, and it wasn't just because I had learned to ring in a remote location. This is pretty normal. When I started to go to a karate class, I just went to my local club for a long time, then there was a local-ish competition or two, and then I gradually became aware of national and international organisations, and next thing you know, there I was getting a coaching qualification and taking young people to an international competition. It sounds like an ART journey to me.

But back to the Central Council. The Central Council of Church Bell Ringers has representatives from more than 60 ringing societies (including the North American Guild), and at last count there were a further 89 volunteers working to provide services for those associations and the ringers they represent. These include a very large library and archive, some useful software libraries and databases, some boring but necessary guidance and templates, and help on things like fundraising, publicity and belfry maintenance. I've just been putting together a list of exactly everything our volunteers do, and it is a lot.

That, however, is just a list of stuff. Here is how I imagine you might encounter the Central Council. Say you have done enough learning to feel confident visiting a neighbouring tower, and then you might go on holiday and try to visit another tower. You might use Dove's online ([dove.cccbr.org.uk](http://dove.cccbr.org.uk)) to find out what towers and practices are nearby.

Or perhaps you have been to see your bells and maybe even helped replace a broken stay, or replace an old rope. Helping to look after these magnificent objects is appealing – and you can learn more in our online publication Belfry Upkeep:

<https://belfryupkeep.cccbr.org.uk/>

At some point you will probably use a method-learning app (there are now quite a few). You might be looking at Plain Bob Minor or St Simon's Doubles, but you can choose from a huge list of methods in those apps. All of that is driven by the Council's method libraries, which are updated at least once a month.

Or maybe you have completed your ART Level 5 (and super well done if you have!) and would like to try doing some more calling and conducting. Then you might have a look at 'Calling it Round', an excellent guide to learning the basics and which is found online here: [callingitround.cccbr.org.uk](http://callingitround.cccbr.org.uk)

Finally, you might see me at an ART event, in which case, come and introduce yourself! What the Central Council is or was is less important than what we can become. What I hope we can become is a more accessible and inclusive organisation that can support all ringers (no matter where they learned). Can we be better? Oh yes. But I'm probably going to want to add some of you to my team of volunteers.



*Tina, newly elected President of the Central Council of Church Bellringers*

# A North American Trip

David Smith, Brisbane, Australia

**David spent July of this year in USA and Canada at the invitation of NAGCR, the North American Guild of Change Ringers.**

I am one of the Australian ART tutors, and my association, the Australian and New Zealand Association of Bellringers (ANZAB), has a lot in common with the North American Guild of Change Ringers (NAGCR). We are the two largest ringing associations outside the UK, both with around 500 members and 70 towers, and while we often feel a part of the international ringing scene, we also sometimes feel a bit left out in the cold!

Our situation is significantly different from what is typically found in England, if not other parts of the UK, in that many of our towers are geographically isolated. Perhaps because of this, we both have an established tradition of visiting other towers, and a much higher percentage of our membership turn out to our festivals, AGMs and the like. So while we have *geographically* isolated towers, we have fewer that are *socially* isolated. The resulting frequent visits of ringers and of teachers to our various different towers may contribute to the generally pleasing standard of teaching in both societies – there's plenty of opportunity to watch and help each other and to exchange ideas.

Nevertheless, with the sad passing of Bruce Butler a year and a half ago, NAGCR was left with no active ART tutors, so were no longer able to run any ART modules. This resulted in my invitation to North America to run courses in Marietta, Boston, Washington and Québec. You can read more details about the trip in articles in issues 5857, 5859, 5862 and 5866 of *The Ringing World*. It was a great experience for me, and it reinforced my belief in the value of travelling around and ringing in different towers with different people – whatever level of ringer you are.



*The Marietta group, including Eileen Butler (NAGCR president) in the front in green pants, and David in the red top hiding at the back.*

Flying into Dallas was an experience – over two hours' queue to get through immigration – but things took a turn for the better when I flew on to Atlanta. I'm used to running modules on the Saturday and Sunday of a weekend, but here it was a Friday afternoon and Saturday morning for one course, and then Saturday and Sunday afternoons for the other. This had the advantage of

allowing everyone to get together for Saturday lunch, and gave us plenty of time for breakfast at the church on Sunday and for everyone to come along to service ringing. It also enabled those who wanted to attend the service (where ringing got a big plug from the vicar!)

This first week established the pattern for the tour of fantastic hospitality, excellent meals and good ringing. Although this was in the middle of a heat wave, with weather of 35 to 40 degrees Celsius and very high humidity, it was not too different from a Brisbane summer, and so I was quite used to it. What I still can't really grasp is that, particularly in the later venues of Boston, Washington and Québec, it can get down to minus 20°C in the winter. Brisbane residents really complain if it drops to 10°C, and we never see snow!



*Great hospitality and great meals! This was in Washington, and David is missing from his seat as he took the photo.*



*The Old Post Office Tower in Washington, a 26 cwt ten, is part of the Waldorf Astoria Hotel (formerly Trump International)*

The remaining stops in the USA were Boston and Washington. Ringing in Boston was at the Church of the Advent, a 19-cwt eight. Sadly I did not have time to ring at the other Boston eight, the Old North Tower, which by all accounts is very interesting. But there was a particularly worthwhile practice at the Advent one evening with around half a dozen teachers and half a dozen learners - an unusual but great arrangement that worked really well for all concerned.

Washington has two towers - both quite heavy tens: the National Cathedral (32 cwt) and the Old Post Office Tower (26 cwt). The courses were at the National Cathedral, an imposing building still undergoing repairs following an earthquake some years ago. It is quite a hike up to the ringing chamber, involving two lifts; the chamber itself has peal boards and clocks with some really amazing carving. The Old Post Office is equally impressive, being housed in what is now the Waldorf Astoria Hotel - I lost count of the number of people who told me that this building is NOT known as Trump International any more!

But I must admit that Québec won my heart. This delightful French-speaking city somehow manages to cope with a large tourist industry without losing its character, and to preserve its historical buildings in a sensible way without the excessive heritage fanaticism that one sometimes finds. It reminded me very much of Paris, and Montmartre in particular, with its bistros and street artists. Interestingly, French is the language for conversation in the ringing chamber though the technical ringing vocabulary is English.



*A typical Québec bistro*



*The Washington National Cathedral: amazing carvings in the ringing chamber*

So what went well? The modules were very popular and received excellent feedback ratings - scoring over 9 out of 10. This is similar to the feedback for the modules we run in Australia and New Zealand - the courses really are very well designed. What seems harder is to then form a coherent association of teachers who have attended the courses (or indeed of those who haven't). We don't do a particularly good job of this in ANZAB, and only a minority of those who attend modules in the UK go on to join ART. Maybe NAGCR will manage this difficult task better in North America, and form a coherent group to provide mutual assistance. If so, the rest of the world will have a lot to learn from their experience.

Meanwhile there's a message for all ringers, whatever level you are at. Do go on ringing tours, and do ring with other people at other towers - you'll have a great time, you'll learn a lot (I did), and you'll contribute a lot too. A win-win situation all round!

# A Ringer by Chance

Wendy Archibald, Barnes, South West London

We all know that many things that happen in one's life are a result of chance encounters or decisions that can alter the path of your life to a lesser or greater extent. The bellringing aspect of my life is certainly the result of one such chance encounter and subsequent decision.

In July 2018, I happened to hear a snippet of a broadcast from St James' Bermondsey in south east London, from which I understood that there was an initiative to recruit ringers to ring for peace on 11 November 2018. Yes - **Ringling Remembers!** What a lovely thing to do, I thought - how hard can that be? So, I made the decision to go online and register my interest in the Ringing Remembers initiative, and the rest as they say is history...

Little did I know that my first quarter peal a year later in July 2019 would be conducted by Louise Booth, Tower Captain at Bermondsey, whom I had heard on Radio 4 that day! So here I am five years later having achieved ART's Learning the Ropes Level 5 and rung 83 quarter peals and one peal. I am now Tower Captain at St Mary's Barnes in south west London and, most importantly, I have met and got to know so many people whom I would not have met had I not been listening to Radio 4 back in July 2018.

I was lucky enough in those early days to find myself under the expert tuition of Trisha Hawkins at Barnes and, right from the start, I was quite amazed at the time and energy that she, and many like her, were prepared to put into us learners on a totally voluntary basis.

I have put, and continue to put, a lot of time and energy myself into my progress but, of course, it would not be possible without the support of more experienced ringers around me who give their time and advice - from weekly practices, to Surrey and Middlesex Associations training sessions, to residential courses (I have attended both the Bradfield and North West courses). These all rely on the willingness of others to give up their time. Even during lockdown, I was lucky enough to spend many hours online with Mike and Jill Wigney using Ringing Room to further my knowledge of methods at a time when ringing on real bells seemed like a distant memory.

What I quickly came to realise was that the support and time all these people were prepared to give was a result of a sense of paying back for the support and help they had been given in the past. I also soon realised that one did not have to wait to become a ringing expert to begin the paying-back process. So I soon found myself on the Northern District Committee of the Surrey Association; perhaps someone new to ringing might bring a useful perspective? This in time led to me becoming a member of the Surrey Association Training Committee; again, having recently learnt can be helpful in addressing training needs. Then in February 2022 I took over from Trisha Hawkins as Tower Captain at Barnes. This did not happen by chance, but of course by Trisha's shrewd planning; the transition process was made seamless by her becoming Deputy Tower Captain. Barnes is a busy tower with a weekly Friday evening quarter peal attempt and practice, and a Saturday morning learners' practice. I could not have taken on this mantle without her support. Barnes has recently become an ART training hub too.

It goes without saying that I was proud to be announced Runner Up for the ART Learning The Ropes Contribution to Ringing Award 2022 (thanks to Trisha for taking the time to nominate me). I am so pleased that that chance listening to Louise from Bermondsey back in July 2018 led me down the bellringing path; a path to a bellringing community of which I was previously totally unaware.



*Wendy (right) with former Tower Captain and mentor Trish Hawkins*



# The Three Events Challenge

Phil Ramsbottom, St Martin's Guild Ringing Master

The St Martin's Guild has come up with a great idea to encourage new ringers to organise their own ringing for either regular or occasional practices and events. Called the Three Events Challenge, it introduces new ringers to the benefits of arranging some ringing – a general ringing session, a focused workshop, a quarter peal, a Saturday afternoon outing or a combination of these. They can take place anywhere, at the home tower or somewhere else; the same tower could be used for all three events or they might be at different towers. In short – anything goes, but the idea is that the three events are to be for the organiser's own benefit, whether that is something specific like learning a method or something more general like just building confidence.

Although it's not essential, participants are encouraged to think about having a mentor who can help, advise and lend a guiding hand if needed. This is all about gaining confidence and getting to know a wider range of ringers – all of whom would be happy to help if they can. What to ring is entirely up to the individual, although it's an excellent opportunity for

- improving and developing your ringing abilities – you may already have something in mind,
- or else this might be something you want to talk about with your mentor.

To summarise, it's a flexible scheme to encourage ringers to arrange their own ringing as a way of helping them develop and consolidate their ringing skills.



ST MARTIN'S  
GUILD  
OF CHURCH  
BELL RINGERS  
EST. BIRMINGHAM 1755

*Recent achievers  
in the St Martin's Guild*

Local ringer from Harborne in Birmingham, Helen Surr describes how, even though it wasn't part of the Three Events Challenge, she took the initiative to organise some ringing to help her over an obstacle – and its beneficial effects!

I am a learner ringer at St Peter's Harborne. I started learning about six months before lockdown, then resumed post-lockdown in September 2021. I began with one-to-one lessons with the Tower Captain at the time, Clare McArdle, which I really enjoyed. I progressed to the Birmingham School of Bell Ringing and completed LtR Levels 1 and 2.

However, when it came to Level 3, I was struggling with particular skills, so I organised a focused practice one evening at the end of June. I am lucky to have such a strong band at Harborne, who were all very willing to ring with me so I could practise these elements.

The session was hugely beneficial, not only in terms of progress but it also gave me a tremendous confidence boost. Clare (the former TC) very kindly (and very ably) led the session. I would highly recommend to anyone who would like to develop a particular learning skill, practise a method, or whatever, to organise a band to support you and arrange a bespoke practise session like this. I can only describe it as a light bulb moment when things I'd previously found challenging suddenly fell into place!

# Say Thank You!

Lesley Belcher, Association of Ringing Teachers

## ***Say Thank You... by nominating someone for an ART Award!***

While you've been learning to ring I am sure you will have come across people who you'd really like to say thank you to. They go the extra mile: promoting ringing; spending hours patiently teaching and developing others; or building a very special band. They are volunteers who are passionate about ringing and have made you passionate about it too. Nominating someone like this for an ART Award is a brilliant way of saying thank you.



So why not have a look at the ART Awards at

<https://bellringing.org/art-awards-2024/>

and write a nomination to say thank you to that special person or group who has made all the difference.

You may wonder where to begin. Here are some tips on writing a good nomination:

**Provide data and evidence.** The judges can only decide on the basis of what you write. It's lovely to say that your teachers are truly amazing, but you need to spell out exactly what they have done, how they did it and how effective it was. Include numbers, BellBoard links, newsletter articles, YouTube videos, and quotes.

**Write your story first.** The nomination form is there to provide consistency and structure; it also prompts you with questions that the judges will be asking when they're reading and assessing your nomination. Before completing the form, write down your unique story, using the questions on the form as a prompt. Only when you're satisfied with the story and have the evidence to back it up, complete the nomination form.

**Look at past winner nomination forms at**

<https://bellringing.org/art-award-winners/>

You'll get lots of ideas about what a successful nomination looks like and might include.

**Finally, don't be modest.** There are some amazing people out there doing fantastic things. This is your chance to recognise them and say thank you.

## **Band or Cluster of the Year**

There's a new ART Award this year for the Band or Cluster of the Year. I'm sure many of you ring with warm, inclusive bands, so maybe you should think about nominating your band for this award. There's been quite a debate about the focus of this award, which has boiled down to two themes:

- A focus on improving ringing standards.
- Developing the sustainability of ringing.

The absolute ringing level is unimportant – this award is equally open to those who ring call changes and those who ring Surprise Maximus. What is important is the band's commitment, drive and delivery, over a period of years.

Wouldn't it be great if your band or cluster was recognised as Band of the Year?

# Call some call changes? Me?

Clare McArdle, Birmingham

Conducting is only for the more experienced ringers, right? Well, that's as maybe, but how much 'experience' do you think you need?

One of the best ways to really develop your understanding of call changes is to call them yourself. That might sound a bit scary – I just ducked as you spat out your tea and spluttered *"I've only just started ringing call changes, I can't possibly call them!"* or *"I've been ringing call changes for years, I can't possibly call them!"* or *"Joe always calls the call changes, I can't possibly call them!"*

Now you've got over the shock, let's have a look at how you might start to develop this skill. We know the rules: *"Which bell am I following? and which bell are they following?"* So far, so good. Now try to start thinking about which position your bell is in the row. Think less about your bell number and more about where in the row it is ringing. If you are bell number 2 for example, when the bells are in Queens, you are ringing fourth: 1 3 5 **2** 4 6.

This is an important skill to develop because it helps you keep on track and for example if you know that you are ringing second in the row and the conductor calls the bell in front of you to ring after you, you will confidently realise *"Ah, that means I need to lead..."*

## How to move on...

Start calling some call changes when you are not ringing. Going straight into calling them whilst also trying to ring one of the bells can be a big stretch and might overload your brain – so remove the bell control part and leave your whole brain free to concentrate on where each bell is ringing and where you need to move them to. Start small. Call one bell to move one place up or down and then back again. Use whichever calling convention you use in your tower – changes can be called 'up' ("2 to 3"), or 'down' ("3 to 1").

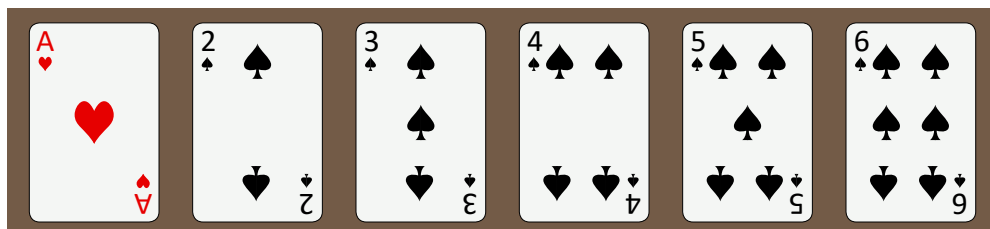
## What do you need to know about making the calls?

When do you make the call? The call needs to be made one 'whole pull' before you want the change to take effect. So, if you make the call as the leading bell pulls their handstroke, the change will take effect at the next handstroke. If you are calling call changes that take effect at backstroke, you need to make the call at the previous backstroke.

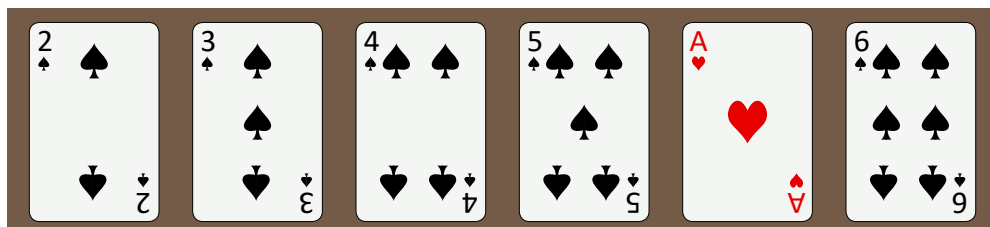
Calls need to be LOUD. Bells are noisy things, and the conductor needs to be heard over them. Imagine you're trying to get the cat to come in for the night, or calling for the kids to come downstairs for their tea.

## Next steps...

Focus on one bell and move it to a new position in the row. This could be the treble for example, and you could aim to get it ringing in fifth position. Starting from rounds, **1** 2 3 4 5 6, you are aiming for 2 3 4 5 **1** 6. You could use some playing cards to help you keep track of the rows:



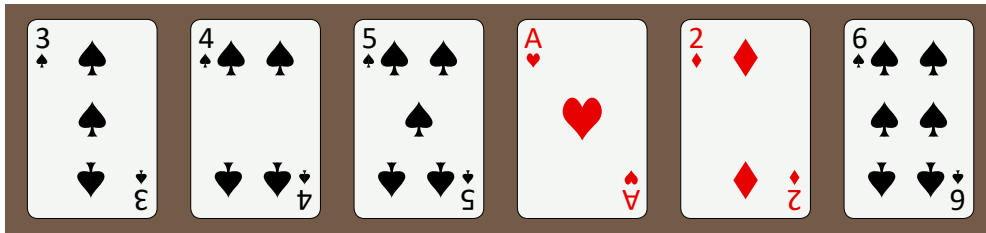
*You can use playing cards to keep track of the rows.*



*Here, the treble starts at the front in rounds, then is moved to fifth position.*

*This will take four called changes.*

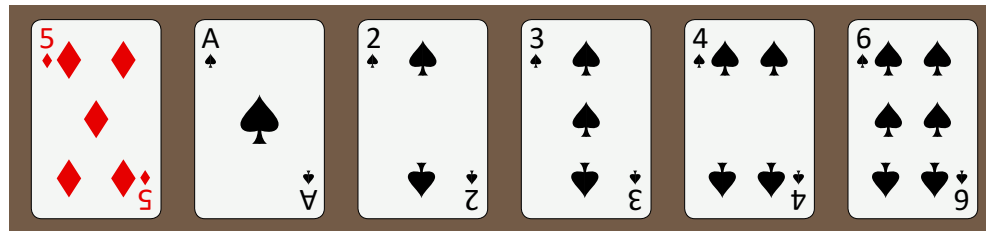
So you've moved the treble from the lead to fifth position. Now do that with each of the other bells, the 2, 3, 4 and 5 in turn. (We'll leave the tenor at the back all the time.) Here's the position after you've moved the treble and then the 2:



*You have moved the treble to fifth position, then the 2.*

*Next, move the 3 then the 4 then the 5 to fifth position and you will be back in rounds.*

Now try it a different way. Starting from rounds again, call each of the bells (5 then 4 then 3 then 2 and finally the treble) from fifth position down to lead. Here's the position after you've moved the 5 to the front:



*This time you are moving bells down to the lead.*

*You've moved the 5, so next you would move the 4.*

### Try it on real bells

Once you are happy doing this it's time to start thinking about actually ringing as well. Again, start with small steps. Call your own bell to ring one place earlier or one place later in the row. Then have a go at the exercise described above, starting with moving the treble to fifth place. To start with, pick an easy bell to ring - the treble for instance - and then move on to different bells to give you a little bit more to think about.

This exercise, moving each bell in turn from first to fifths place, is something the whole band could practise. Get everyone to call their own bell from lead up to fifths place in turn. When everybody has had their turn, you will find that magically the bells are back in rounds. All you have to decide then is who is going to say "stand"! You can see the key stages of both exercises below, and every single call is listed on the chart on the next page (showing both calling 'up' and calling 'down').

I hope I've inspired you to have a go. There's so much more you can do with call changes but that's for another time. But be warned, if you can do some homework when you're not in the tower you will progress faster and understand better.

The Learning the Ropes Advanced Call Changes scheme is an alternative to the method ringing scheme. Students progress from foundation skills through three levels of call changes, with focus on versatility (ringing anywhere in the circle) and conducting, so why not take a look?

### Happy calling.... Give it a go!



*On the left - the key stages of moving the lead bell out to fifth position. The treble is moved first, then the 2, and so on. Finally the fifth is moved, resulting in rounds.*

*On the right - the similar stages in the exercise where the bell in fifth position is moved to lead.*

*For details of every call, see the next page.*



## The 'moving up' exercise

One person could make all the calls, or you could have the 1 make the calls as it moves up to fifth position, then have the 2 call to move itself up, and so on.

UP calls	DOWN calls	Bell order					
		1	2	3	4	5	6
1 to 2	2 lead	2	1	3	4	5	6
1 to 3	3 to 2	2	3	1	4	5	6
1 to 4	4 to 3	2	3	4	1	5	6
1 to 5	5 to 4	2	3	4	5	1	6
2 to 3	3 lead	3	2	4	5	1	6
2 to 4	4 to 3	3	4	2	5	1	6
2 to 5	5 to 4	3	4	5	2	1	6
2 to 1	1 to 5	3	4	5	1	2	6
3 to 4	4 lead	4	3	5	1	2	6
3 to 5	5 to 4	4	5	3	1	2	6
3 to 1	1 to 5	4	5	1	3	2	6
3 to 2	2 to 1	4	5	1	2	3	6
4 to 5	5 lead	5	4	1	2	3	6
4 to 1	1 to 5	5	1	4	2	3	6
4 to 2	2 to 1	5	1	2	4	3	6
4 to 3	3 to 2	5	1	2	3	4	6
5 to 1	1 lead	1	5	2	3	4	6
5 to 2	2 to 1	1	2	5	3	4	6
5 to 3	3 to 2	1	2	3	5	4	6
5 to 4	4 to 3	1	2	3	4	5	6

These tables show every single call needed in the 'moving up' and the 'moving down' exercises.


If your tower calls up, look at the blue column for the calls and ignore the yellow column.

And if you call down, use the yellow column not the blue.


## The 'moving down' exercise

One person could make all the calls, or you could have the 5 make the calls as it moves down to lead, then have the 4 call to move itself down, and so on.

UP calls	DOWN calls	Bell order					
		1	2	3	4	5	6
4 to 5	5 to 3	1	2	3	5	4	6
3 to 5	5 to 2	1	2	5	3	4	6
2 to 5	5 to 1	1	5	2	3	4	6
1 to 5	5 lead	5	1	2	3	4	6
3 to 4	4 to 2	5	1	2	4	3	6
2 to 4	4 to 1	5	1	4	2	3	6
1 to 4	4 to 5	5	4	1	2	3	6
5 to 4	4 lead	4	5	1	2	3	6
2 to 3	3 to 1	4	5	1	3	2	6
1 to 3	3 to 5	4	5	3	1	2	6
5 to 3	3 to 4	4	3	5	1	2	6
4 to 3	3 lead	3	4	5	1	2	6
1 to 2	2 to 5	3	4	5	2	1	6
5 to 2	2 to 4	3	4	2	5	1	6
4 to 2	2 to 3	3	2	4	5	1	6
3 to 2	2 lead	2	3	4	5	1	6
5 to 1	1 to 4	2	3	4	1	5	6
4 to 1	1 to 3	2	3	1	4	5	6
3 to 1	1 to 2	2	1	3	4	5	6
2 to 1	1 lead	1	2	3	4	5	6



## Solutions and Statistics



Here's the solution to the crossword on page 5:

### ACROSS

- Victoria
- Alderney
- Beaumaris
- Guernsey
- Tasmania

### DOWN

- Sheppey
- Scilly
- Brownsea
- Singapore
- Isle of Dogs
- Lundy
- Man

And here are the statistics for certificates awarded from 1 August to 31 October 2023:

**L1 151 L2 44 L3 14 L4 19 L5 11**

A healthy number of certificates have been awarded to Learning the Ropes ringers since August. Well done to everyone who has completed a Level and thank you to their teachers. If you think you are ready to be assessed for a Level, please talk to your teacher and check in your logbook that you have completed all the steps required.